

VALUE THAT WORKS

GROUP PRODUCTS



SHANTUI

SE800LC
Crawler Excavator



Shantui Social

SHANTUI CONSTRUCTION MACHINERY CO., LTD.
ADD: No. 58, G327 Highway, Jining City, Shandong, CHINA
TEL: +86-537-2909369
FAX: +86-537-2311219
EMAIL: trade@shantui.com
WEB: www.shantui.com

SHANTUI

Engine Model: WEICHAİ WP17T
Engine Power: 566kw/1900rpm
Operating Weight: 76,500kg
Bucket Capacity: 4.5~6.0m³

Built-In Quality for More Efficient Work
positive flow system


WALK-AROUND

- Energy-saving
- Efficient
- Comfortable



Intelligent technology with a bright new look

- 10.1-inch human-machine interaction intelligent display, which is adaptive to working conditions and customized for operation.



Precise construction Efficient and energy-saving

- With highly adaptable turbocharged engine, large-displacement main pump, the engine and hydraulic system are jointly optimized to maintain strong output at low speed under heavy load.

Safety and comfort

- With air suspension seat, wide space, low vibration and low noise, it provides comfortable driving experience.



Convenient maintenance

- Oil bath type air filter is fitted as standard configuration, which is convenient to maintain.


Super strong, reliable and durable structure

- Shantui driving wheel, supporting wheel, riding wheel, guiding wheel and tracks, working device for mines, and large-capacity wear-resistant bucket.

Heavy Duty Undercarriage for Mining

- SHANTUI has 40 years of research and manufacturing experience in undercarriage parts, providing long life and value.
- Track shoes, links, rollers, idlers, and final drives are all built with long-lasting, high-tensile-strength steel, preventing damage from rock and debris.

RELIABILITY



Weichai + Linde products are well-combined for high hydraulic performance

Weichai + Linde products are well-combined with high matching rate and small pressure loss, which are more energy-saving and efficient. In light of self-programming technology and full electric control hydraulic system, it offers fast response and better control.

Powerful


Weichai WP17T high-power engine is a highly adaptable turbocharged engine with low speed, high torque and strong power, where its power is higher than that of the competitive products, and it is fast in response. Therefore, it is very adaptable to the high-intensity operations in the mines.

Low fuel consumption

The optimized fuel injection method and improved performance curve expands the economic fuel consumption range, resulting in reduced fuel consumption. Our solution outperforms similar products in the market, offering a fuel cost savings of up to 15%.

Cost reduction

The use cost is reduced significantly since it does not require after-treatment, EGR, Adblue, low-sulfur fuel oil, high-grade engine oil or downtime for regeneration.



Hydraulic combination

- HPR300 main pump with displacement and with higher output torque.
- Linde OCV36E main valve, full electric control system, independent control of the spool for better control.
- Linde HMF180 rotary motor, with strong starting torque and smooth braking performance.
- KYB travel motor, with low failure rate, and travel traction.

Full electric control positive flow hydraulic system

- Full electric control positive flow hydraulic system to realize the perfect combination of load and flow, which greatly improves the response speed.
- The electric control method realizes the priority of boom over slewing, slewing over bucket rod, boom over bucket rod, bucket confluence, etc. The priority logic valve is cancelled to reduce the pressure loss.

The hinge point of working device is optimized.

Self-lubricating copper-based alloy sleeve is adopted at the key connection, which is wear-resistant and effectively reduces wear.

The hinge point of the working device is optimized to ensure the digging trajectory of the bucket and reduce the digging resistance, where the digging force is 9.7% higher than that of competitive products.

Working condition identification and control technology

In light of dynamic power matching technology, the best power is dynamically matched in light of different working conditions, gears and the best fuel consumption range of the engine to achieve accurate matching of engine power and hydraulic pump power.

Powerful digging force

According to the loading operation, the position of the high point of the working device is optimized to ensure the digging trajectory of the bucket, reduce the digging resistance and improve the operation efficiency.

The bucket teeth, bucket seat and guard teeth which are made of new material provides 15% wear resistance, and the beveled main blade is more cutting-friendly, which increases cutting power by 10% and improves work efficiency.



| SUPER STRONG, RELIABLE AND DURABLE STRUCTURE

| QUICK AND EASY MAINTENANCE




Reinforced working device

The design of structural parts is optimized comprehensively. The boom and bucket rod are of widened box structure, and the key support adopts forging structure, which increases the bearing capacity by 10%.

The structural strength of the high stress parts is reinforced, and the built-in multi-tendon plate is stress relieved and annealed after the overall welding to reduce the welding stress, improve the reliability and extend the service life.

Wear-resistant bucket

The bucket adopts reinforced design, where side and bottom plates of the bucket are made of NM400 wear-resistant steel to improve its wear resistance; the rock bucket teeth are reinforced and the tooth seat material is upgraded to improve the service life.



Shantui undercarriage parts

Shantui undercarriage parts including chains, tracks, idlers, sprockets, rollers with more than 40 years experiences, making the most quality products which have 30% more bearing capacity and double service life. Mining tracks with dual-shark shoes performs well in extremely mining working condition, even no leakage at -35 during service life.

The enhanced mining chassis and undercarriage components with lower ground engage pressure and equipped with Heavy-duty upper and lower X-plates.

Engine with high reliability


The engine adopts chrome-plated cylinder liner, with high strength, good wear resistance and long life, which is more suitable for harsh working conditions.

Fuel strainer and multi-stage fuel filter are fitted to improve fuel adaptability and reliability.

The engine (basic parts) is covered by extra-long warranty of 5 years or 10,000h.

Extra-long warranty for hydraulic parts

The customized positive flow hydraulic system and high-end hydraulic components (basic parts) are covered by extra-long warranty of 5 years or 10,000h.



Optimized working device pipeline

The design of working device pipeline is optimized, and the pipe diameter is increased to reduce the pressure loss and effectively improve the action speed.

Additional rubber sheath is fitted and the reinforced forming pipe clamp is adopted to greatly improve the reliability of pipeline.

Tool box

The tool box has built-in reinforcing rib with stronger bearing capacity, double rod support, large storage space and convenient access.

Handrail

The installation support of handrail is designed to be separate, and the main body is reinforced.



SUPER STRONG, RELIABLE AND DURABLE STRUCTURE



Cab

The new cab has been greatly improved in terms of intelligence, comfort and reliability. The overall design is concise and elegant, with a wide view and comfortable, safe and reliable driving experience.

Seat

The adaptive air suspension seat, which is comfortable and anti-fatigue, is equipped with front/rear adjustment via double slide, three-stage height adjustment, backrest angle adjustment, seat cushion tilt angle adjustment, lumbar support adjustment and weight adjustment, etc. The seat fitting has been improved by 20%, so that it is adaptive to more people.

Damping technology

The composite damper effectively reduces the vibration of the cab, and improves the driving comfort.

Noise reduction

- The engine is protected with six noise reduction technologies.
- The cab adopts the latest closed structure scheme to improve the

sound insulation effect and meet the requirements of working conditions in the mines.

- The cab is fitted with composite damper and silent fan and the silencer structure is optimized to effectively reduce the noise in the cab.
- Active/passive noise reduction technology of the coverings.

High-power air conditioner

The high-power dual-purpose air conditioner with adaptive system is fitted, where the air outlet channel is optimized to increase the air speed by 15%, so that air output is more uniform and the temperature control is faster.



CAB SAFETY

Protective net

It is fitted with protective net on the front lower roof as standard configuration and reinforced tube frame, which improves the safety performance by 35% for the mining operations.

Cab structure


New high sealing large cab adopts overall skeleton structure, which is produced by integral impact molding for safety and reliability.

360° panoramic camera

The operator can monitor the surrounding environment without dead angle, with a wide view and safe driving.

Safety design

- Safety warning lamp
- Hydraulic safety lock
- Protective net
- Anti-collision platform
- Fire extinguisher
- LED working headlamp
- GPS
- Roll-up seat belt
- Tempered glass
- Emergency hammer



STANDARD CONFIGURATION OF CAB

Sunroof

- The sunroof is openable for wide view, and is fitted with the double cylinders to save effort to open. It is equipped with sunshade to improve the driving comfort.
- Bluetooth is available for radio, cell phone charging port and bracket, USB port, and AUX port
- Water cup box, sundries box, work shoe placement box, etc.
- Large-capacity, humanized multi-storage space design enhances the driving experience.
- Environmentally friendly floor mat
- TPE floor mat is adopted, which is safe, environmentally-friendly and odorless.
- Cold closet
- Sunshade (optional)
- Clothing and hat rack

INTELLIGENT TECHNOLOGY WITH A BRIGHT NEW LOOK

10.1-INCH LARGE SMART TOUCH SCREEN

10.1-inch capacitive touch screen is fitted with fully-laminated IPS screen, which provides wide viewing angle and high brightness, and is visible in sunlight.

In light of intelligent display, intelligent interaction and intelligent control, it provides port and control interface for intelligent auxiliary construction and human-machine interaction functions, and is fitted with one-click start and other functions to help you master various information of the machine.

INTELLIGENT CONTROL

Action priority setting

According to operating habits and working conditions, the priority valve core can be adjusted by 0% -100% authorized by the factory to enhance the operating experience.

User switch settings

Set up a visual interface for user switches to assist in fault diagnosis and improve service quality.

Working mode

The working modes are divided into: heavy load and crushing. The operator can manually select the appropriate operating mode according to the application scenario.

Aided management

One click switch for reverse rotation of the water dispersion fan, and it will automatically switch to forward rotation after 15 seconds.
One click switch between forward and backward modes.
One click switch for reverse rotation of the oil diffusion fan, and it will automatically switch to forward rotation after 15 seconds.

Support compound action operation self setting.

OTA and OBD self diagnosis are standard throughout the entire series.

Identity recognition anti-theft system.



Status display area

Alarm prompt area

Instrument display area

Operation area



SECURITY, MAINTENANCE, AND MULTIMEDIA

Reverse image and panoramic configuration

Adopting a night vision wide-angle standard definition camera, with a wide field of view, night vision high-definition, and all-round monitoring.

Work report

Users can automatically obtain work reports, calculate workload and fuel consumption, facilitating real-time monitoring, scheduling work, and controlling costs.

Insurance status

Power management module insurance and I/O status, real-time monitoring of the display interface.

Multi-media

Realize Bluetooth connection for playing audio, answering and making calls, playing audio and video on USB flash drives, and playing radio AUX out of the mouth.

**INTELLIGENT DISPLAY, INTELLIGENT INTERACTION AND INTELLIGENT CONTROL
ALL THE INFORMATION ABOUT THE WHOLE MACHINE IS UNDER CONTROL**

QUICK AND EASY MAINTENANCE



Air filter

The high-efficiency air pre-filter with super high filtration effect is provided in allusion to the dusty environment. The maintenance cycle is extended and the maintenance costs are reduced. Optional self-blowing air filter is available.



Electronic fuel pump

The fuel pump is capable of automatically bleeding off the air in the fuel pipeline and filter element, and automatically pump fuel oil when power supply is turned on, which saves maintenance time.




Filter system

Oil filter element and diesel filter element are centrally arranged in the pump chamber, which is convenient for maintenance.



Visible coolant filling

The coolant filler is visible and easy to observe the liquid level.



Independent oil radiator

The side door adopts the multi-door form, which is safe and convenient.



Hydraulic oil return transmitter

It is fitted with hydraulic oil return transmitter, and will give alarms when any blockage is detected, which extends the maintenance cycle.



Three-section engine hood

The engine hood is fitted with hydraulic brace bar, which is easy to open, safe and reliable.



Lead-out oil filter

The oil filter is easily accessible. The maintenance cycle for the oil filter element is up to 500h, which reduces the maintenance cost significantly.


Dustproof locking cylinder

The dustproof cover plates are installed on all external locking cylinders to effectively prevent the external locking cylinders from jamming and causing damages to the machine.



ATTACHMENTS

Get The Most Out Of One Machine



HEAVY DUTY BUCKET



HYDRAULIC BREAKER

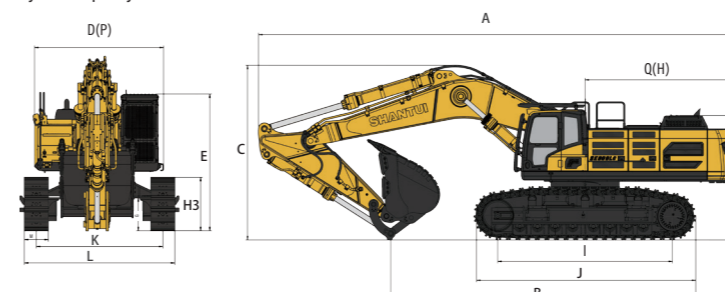


RIPPER

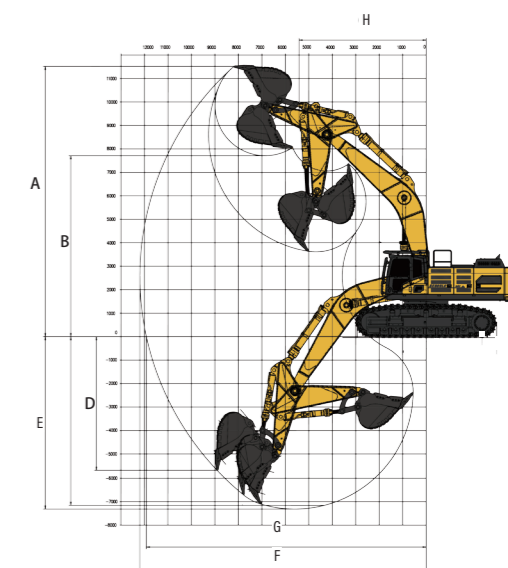
You can easily expand the performance of your machine by utilizing any of the variety of attachments offered by SHANTUI dealers. Each Shantui attachment is designed to fit the weight and horsepower of Shantui excavators for improved performance, safety, and stability.

SPECIFICATIONS

ENGINE	
Model	WP17T
Type	V-type, 6-cylinder, 4-stroke, turbocharged intercooled
No. of cylinder	6
Emission Regulation	Tier 3 / Stage III
Displacement	16.6L
Power output	566kW/1900rpm
HYDRAULIC SYSTEM	
Type	Double piston pump plus gear pump
Max. discharge flow	2x495+25L/min
DIGGING FORCE (ISO6015)	
Bucket digging force	420kN
Arm digging force	350kN
BUCKET	
Type	Backhoe bucket
Bucket capacity	4.5~6.0m ³
Bucket width	2180 ~ 2371mm
TRAVEL SYSTEM	
Type	Axial variable plunger motor
Support roller quantities	8X2
Carrier roller quantities	3X2
Travel shoes	49X2
Travel speed	3.2/4.7km/h
Drawbar pulling force	486N.m
Grade ability	70% (35°)
SWING SYSTEM	
Swing motor type	Swash plate plunger motor
Swing speed	0-7.2r/min
Brake type	Pressure release, mechanical braking
REFILLING CAPACITIES	
Fuel tank	940L
Cooling system	76L
Engine oil	58L
Hydraulic oil tank	370L
System Capacity	660L



OPERATING WEIGHT AND GROUND PRESSURE	
Ground pressure	110kPa
Operating weight	76500kg
DIMENSIONS	
A Overall length	12600
B Ground length (During transport)	8290
C Overall height (to top of boom)	4700
D Overall width	4310/3680
E Overall height (to top of cab)	3705
F Counter weight ground clearance	1550
G Ground clearance	895
H Tail swing radius	4145
I Tread	4750
J Track length	5960
K Track gauge	3440/2810
L Track width	4090/3460
M Shoe width	650
O Bonnet height	3370
P Revolving frame width	3505
Q Distance from swivel center to tail	4055
SCOPE OF WORK (mm) (Boom: 7000 mm Arm: 2570 mm)	
A Max. digging height	11820
B Max. dumping height	7610
C Max. digging depth	7150
D Max. vertical digging depth	5500
E Max. Depth cut for 2500mm Level Bottom	6880
F Max. digging distance	11700
G Max. digging radius at ground level	11410
H Min. swing radius of work equipment	4830



* The specifications are subject to change without notice. The pictures may include options. The actual color & appearance of the product may differ from what is shown.