

DIESEL

SHANTUI
VALUE THAT WORKS

Internal Combustion Forklift

Dseries

5.0t/ 6.0t/ 7.0t/ 8.0t/ 10.0t



SHANTUI
VALUE THAT WORKS

Shantui Construction Machinery Co., Ltd.


ADDRESS:

No. 58, G327 Highway
Jining City, Shandong, CHINA

TEL: +86-537-2909369

FAX: +86-537-2311219

EMAIL: trade@shantui.com




BL-1822KB-V.1



Active Safety



Structure Painting Technology
KION feature structure painting helps to improve safety and is easy to touch up.



Rear Mirror With Wide Angle
Apply the wide angle mirrors in the left and right rear mirrors to widen the rear view, ensuring safe operation



Built-in Fuel Filler
Built-in fuel filler and engine hood lock improves the fuel security



Battery Protection Cover
Ensuring the battery security and protect battery from moisture.


Ergonomic



All Aluminium Radiator
Better cooling performance



Power Cut-off Switch Under Engine Hood
Extending the battery life; saving more power when in delivery; protecting switch from moisture and improving safety



Operation Platform
Operator friendly interface with large space in leg room



Large Pedal And Storage Box
Large pedal is easy to get on the truck, storage box design is convenient for operator to store the tools or others.

Service Friendly

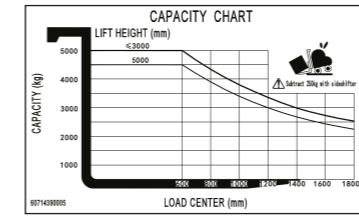


Enlarged Thermovent
The cooling area is increased by 20%, cooling efficiency is largely improved, engine can be better protected.

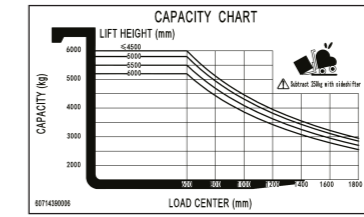


Integrated Joints
New 24 degree cone & O-ring integrated joint is accordance with ISO standard, reducing the oil leakage rate by 99%, and extending the lifespan by 3 times.

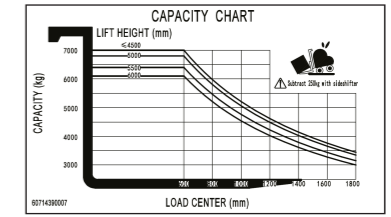
Mast Specification



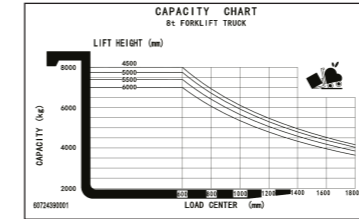
5.0T Loading Chart



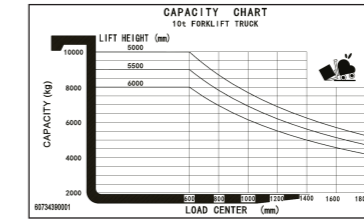
6.0T Loading Chart



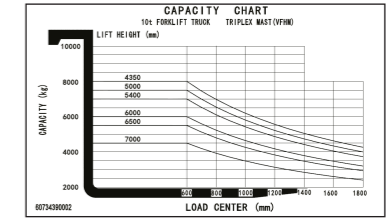
7.0T Loading Chart



8.0T Loading Chart



10.0T Loading Chart



10.0T Loading Chart Triplex Mast

5.0T/ 6.0T/ 7.0T MAST SPECIFICATION

Mast type	Max.height	Rated capacity			Height		Free-lift height		Mast angle front/back					
		Load center 600mm			closed height	height with carriage	without carriage	with carriage						
		5.0T	6.0T	7.0T										
VM Standard wide-view	2500	5000	6000	7000	2250	3929	210	210	6/12					
	2700				2350	4129	210	210						
	2750				2375	4179	210	210						
	3000				2500	4429	210	210						
	3250				2625	4679	210	210						
	3300				2650	4729	210	210						
	3500				2750	4929	210	210						
	3750				2875	5179	210	210						
	4000				3050	5429	210	210						
	4250				3175	5679	210	210						
	4500	3300	5929	210	210									
		4750	4900	5900	6800	3425	6179	210	210	6/6				
		5000	4800	5800	6800	3550	6429	210	210	3/6				
		5500	4500	5500	6400	3850	6929	210	210					
	6000	4300	5200	6100	4100	7429	210	210						
VFM Duplex full free	2500	5000	6000	7000	2195	3929	1279	826	6/12					
	2700				2310	4129	1394	941						
	2750				2335	4179	1419	966						
	3000				2460	4429	1544	1091						
	3250				2585	4679	1669	1216						
	3300				2610	4729	1694	1241						
	3500				2710	4929	1794	1341						
	3750				2835	5179	1919	1466						
	4000				3010	5429	2094	1641						
	4250				3135	5679	2219	1766						
	4500	3260	5929	2344	1891									
	4750	4900	5900	6800	3385	6179	2469	2016	6/6					
VFHM Full free triplex	3600	4500	5600	6000	2355	4875	1439	986	6/6					
	4000				2490	5275	1574	1121						
	4250				2555	5525	1639	1186						
	4350				2605	5625	1689	1236						
	4500				2655	5775	1739	1286						
	4800				2760	6075	1844	1391						
	5000				2825	6275	1909	1456						
					5400	4200	5300	5500		2960	6675	2044	1591	3/6
					6000	4000	5000	5300		3160	7275	2244	1791	
					7000	3000	3500	3700						
		8000	2000	2200	2300									

Remark: This data would be changed under different working condition

8.0T MAST SPECIFICATION

Mast type	Max.height	Rated capacity load center 600mm 8.0T	Height			Free lift height		Mast angle front/back			
			closed height	with positioner	with positioner and sidershifter	positioner	sidershifter				
VM Standard wide-view	3000	8000	2695	4147	4492	210	210	6/12			
	3250		2820	4397	4742	210	210				
	3300		2845	4447	4792	210	210				
	3500		2945	4647	4992	210	210				
	3750		3070	4897	5242	210	210				
	4000		3245	5147	5492	210	210				
	4250		3370	5397	5742	210	210				
	4500		3495	5647	5992	210	210				
			4750	7750	3620	5897	6242		210	210	6/6
			5000	7750	3745	6147	6492		210	210	3/6
		5500	7400	4045	6647	6992	210	210	3/6		
	6000	7000	4295	7147	7492	210	210				

Mast type	Max.height	Rated capacity Load center 600mm 10.0T	Height			Free lift height			Mast angle front/back		
			Closed height	With positioner	fork ≥ 2200	with positioner and sidershifter	positioner	forks ≥ 2200		sidershifter	
VM Standard wide-view	2700	10000	2695	4007	4232	4192	210	210	210	6/12	
	3000		2845	4307	4532	4492	210	210	210		
	3250		2970	4557	4782	4742	210	210	210		
	3300		2995	4607	4832	4792	210	210	210		
	3500		3095	4807	5032	4992	210	210	210		
	3750		3220	5057	5282	5242	210	210	210		
	4000		3395	5307	5532	5492	210	210	210		
	4250		3520	5557	5782	5742	210	210	210		
	4500		3645	5807	6032	5992	210	210	210		
			4750	10000	3770	6057	6282	6242	210		210
		5000	10000	3895	6307	6532	6492	210	210	210	3/6
	5500	9000	4195	7032	7032	6992	210	210	210	3/6	
	6000	8000	4445	7532	7532	7492	210	210	210		
VFHM Full free triplex	3600	8000	2570	4972	5197	5157	1278	1053	1093	6/12	
	4000		2700	5372	5597	5557	1408	1183	1223		
	4350		2820	5722	5947	5907	1528	1303	1343		
	4500		7500	2870	5872	6097	6057	1578	1353		1393
	4800		7500	2970	6172	6397	6357	1678	1453		1493
	5000		7500	3035	6372	6597	6557	1743	1518		1558
	5400		7000	3225	6772	6997	6957	1933	1708		1748
	6000	6000	3425	7372	7597	7557	2133	1908	1948	3/6	

Remark: This data would be changed under different working condition